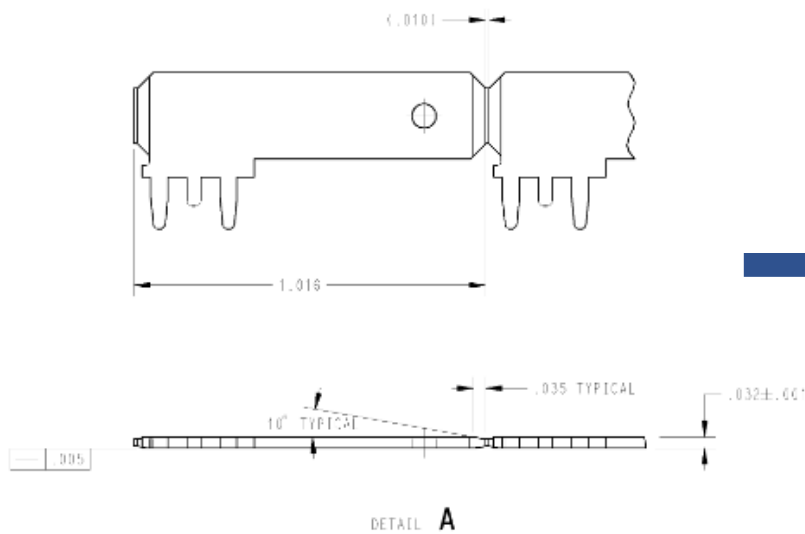
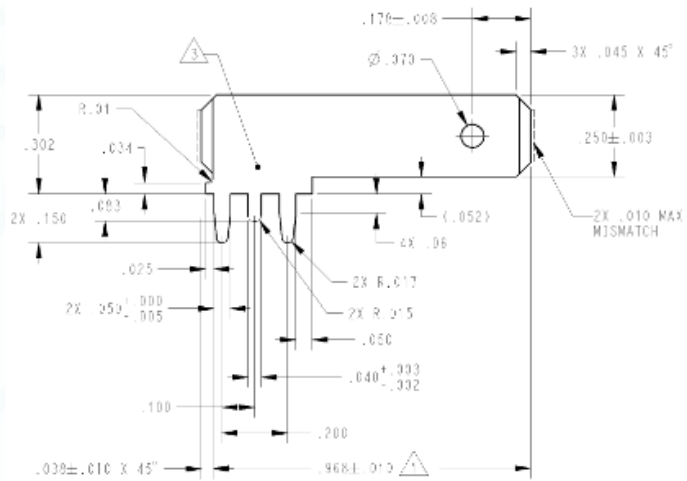



# S-7000T Terminal Insertion Machine



## How do you insert the terminal components?



- \*High labor costs
- \*Low efficiency
- \*Need month salary

Manual  VS S-7000T 

I 'll never say tired,  
just need a regular  
maintenance !



Tape terminal

- \*One machine can replace at least 10 people
- \*Higher return on investment
- \*No need salary

Let's introduce our terminal insertion machine to you-----

## Product introduction

- 1. Operating system:** Windows environment to run the operation of the software, the production data, management data , equipment parameters, all I/O signal diagnosis, etc. can be finished on the host with a touch screen.
- 2. Insertion speed:** 0.35 seconds/piece (theoretical), adopts panasonic AC servo drive, high speed, low noise, stable movement.
- 3. Visual system:** Industrial specialized high definition camera and the development of automatic visual correction software of vision system, automatic correction, insertion accurately.
- 4. Missing part system:** when insert the missing part, which can realize a leakage detection and set fill interpolation function, improve the machine availability.



## The Main Parameters

Model	S-7000
Insertion component	Various types of bulk terminals. Configuration 1-3 plugin head, pluggable different types of terminals.
Time of loading and unloading	3 s
Packing way	Bulk
PCB size	maximum 480mm×390mm ; minimum 50mm×50mm
Insertion range	maximum 480mm*340mm
Control system	Industrial PC + motion control card effective control
Display system	17 inches color LCD display with touch screen
Feeder system	By the vibration plate feeding
Programming function	Online visual programming, visual correction, Excel programming
Power supply	Single phase 220V AC 50/60HZ 2KVA
Air pressure	5—6 kg /cm <sup>2</sup>
Air consumption	0.6m <sup>3</sup> /min
Dimension	2160*1450*1600mm
Weight	1200kg



## Application industry

Home appliance industry

The car industry

The power industry

Other electronics industry: digital watches, electronic components, etc






Tape feeder



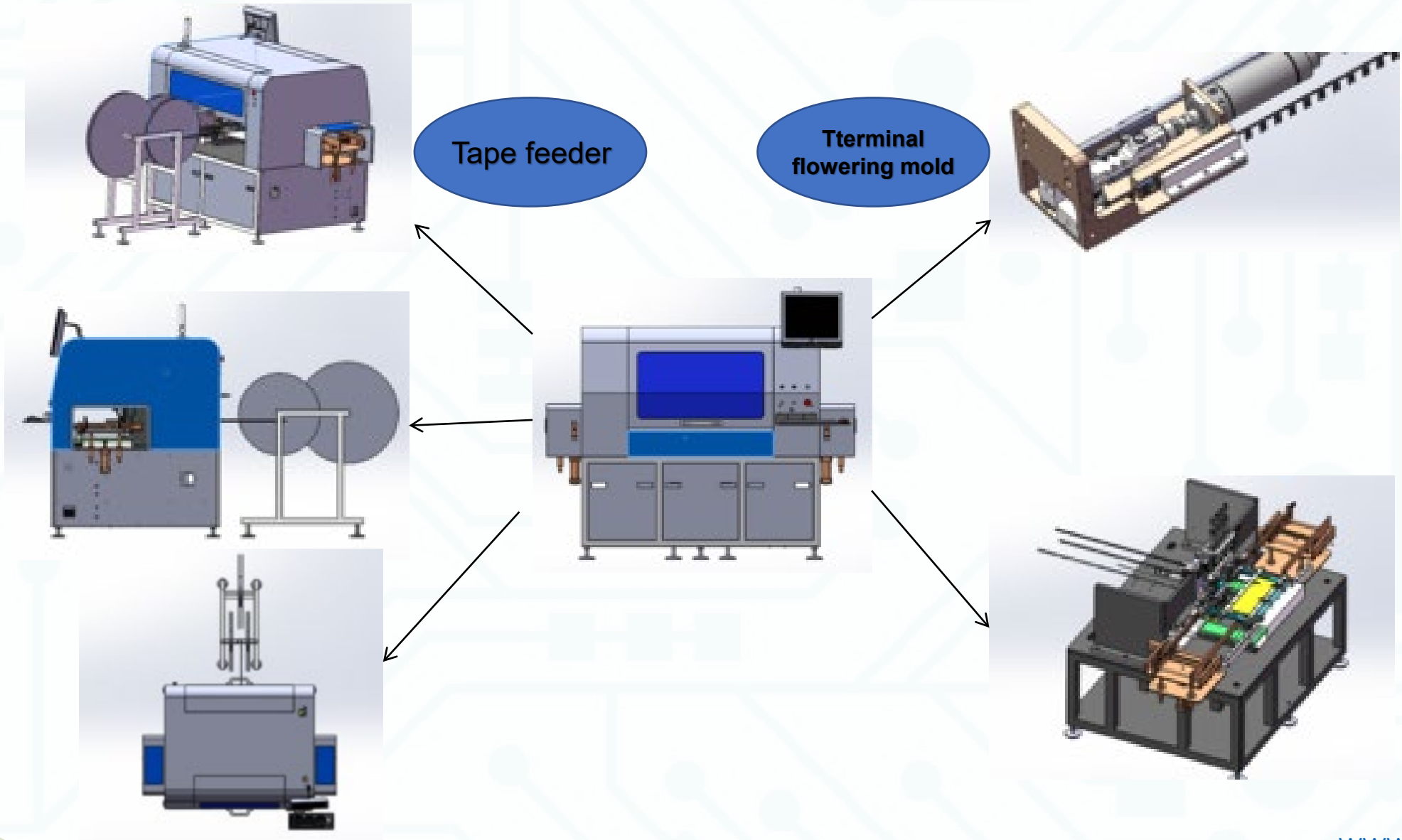
Tterminal flowering mold



Insertion head



Machine video



# Best After-sales service

- **7x24 Worldwide Support**
- **Free Installation/ Training**
- **1 day lead-time (spare parts)**
- **1 Month customize solution**





# WELCOME INQUIRY

Please visit

[www.smthelp.com](http://www.smthelp.com)

Find us more

<https://www.facebook.com/autoinsertion>

Know more our team

<https://cn.linkedin.com/in/smtsupplier>

Welcome to our factory in Shenzhen China

See more machine working video, please Youtube

Auto Insertion

Google

Auto+insertion, to get more information

Looking forward to your email

[info@smthelp.com](mailto:info@smthelp.com)